

Virtual Assistant Support (Daisy)

Introducing Daisy

- Daisy is a OLT's friendly and knowledgeable virtual assistant. She's here to help you with your course. Daisy offers a variety of features to support your learning journey, including assisting you in understanding and navigating through the course material. You can ask her questions about the content and interact with her on the course forums. In the near future, you can ask Daisy to quiz you on some course pages. She's like a helpful study companion!
- Launching Daisy (Beta) We are introducing Daisy as a beta learning resource, which indicates that she might occasionally make errors. If you come across any issues with Daisy, we kindly request that you provide us with feedback by using the 'Give feedback' option. Your comments will help assist us ensure that Daisy meets her intended purpose effectively.

How does (Beta) Daisy work?

Daisy, our virtual assistant, is powered by an advanced AI language model. Think of Daisy as your knowledgeable study companion who has access to an extensive course database. You can ask Daisy questions, and she will provide you with informative responses. However, it's important to keep in mind that Daisy's responses are focused on the specific course you are studying. Daisy is a beta learning resource, which means occasional errors are possible. If you encounter any issues, kindly provide feedback using the 'Give feedback' option. Your comments will help us improve Daisy!

Data security

We take your security and privacy very seriously and have implemented various measures to ensure that all participant data is secured and protected.

- All participant interactions with Daisy are encrypted, and the information is not shared with any third party.
- However, it's important for participants to always maintain a good working practice and take appropriate security measures to protect their individual devices and networks.

Daisy and our tutors

- Daisy's purpose is not to replace tutors but rather to offer additional support and guidance to participants.
- She works alongside our dedicated tutors, complementing their efforts and providing participants with an extra layer of assistance.
- Our tutors play an integral role in the learning process, and Daisy is designed to enhance the overall educational experience by providing additional information, assistance, and knowledge checks. Together, Daisy and our tutors form a powerful support system to help you connect theory to practice.

Using our Virtual Assistant

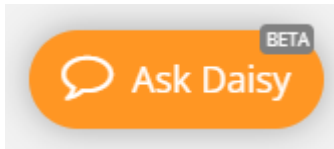
Asking a question

You can conveniently access Daisy on all UK paid course pages. Remember, Daisy's responses are confined to the course material!

1. Log in to your course and click on one of the course sections e.g., Understanding section

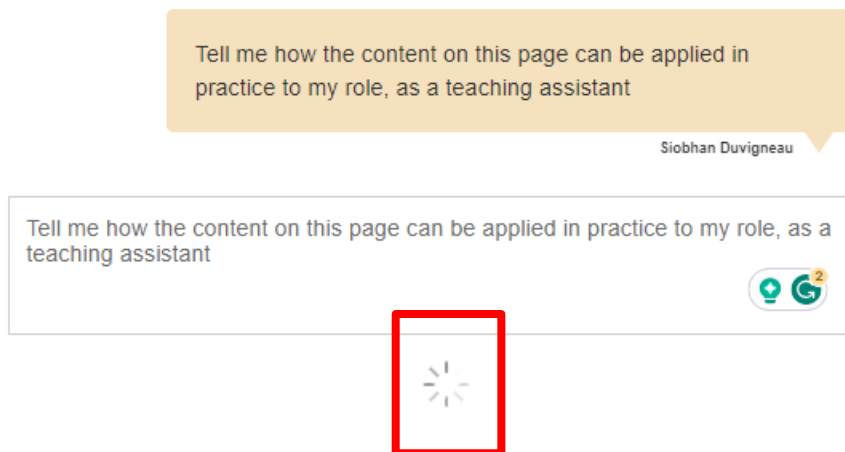
The screenshot shows the OLT (improving learner outcomes) course page for 'Deafness (Home)'. The page is divided into a sidebar and a main content area. The sidebar contains a 'Courses menu' with 'Tutor' (Jacqui Webber-Gant), 'Course requirements', 'Congratulations!' (with a 'VIEW OLT CERTIFICATE' button and a 'REQUEST CPD CERTIFICATE' button), and 'Your course notes', 'Course forum', 'National forum', and 'Cohort chat'. The main content area has a header 'Deafness (Home)' and a message: 'We really hope that you find this course helpful. Click on a section below to start!'. Below this is a link 'Or go back to your Hub'. There are four course sections: 'Understanding' (Pages completed: 14/14), 'Assessment' (Pages completed: 16/16), 'Interventions' (Pages completed: 20/20), and 'Case Studies' (Pages completed: 9/9). The 'Understanding' section is highlighted with a red box. At the bottom of the main content area is a button 'ENROL ON THIS COURSE AGAIN'. The footer includes logos for NatSIP (Part of the NatSIP training pathway) and CPD CERTIFIED (The CPD Certification Service).

2. Look for our 'Ask Daisy' button at the bottom of the screen.



3. Click on this orange button to open Daisy's chat function. You should frame your enquiry as a question. Here are some examples of the types of questions you can ask Daisy:
 - What does {x} mean?
 - Summarise the key facts in the video(s)
 - Summarise the main points on this page
 - Tell me how this strategy could be applied to my teaching practice?
 - Test your knowledge by generating a quiz for most course pages

4. It may take Daisy a couple of seconds to formulate her response. You will see a buffering circle as she crafts it.



5. Daisy's response appears in a blue box, and you have the option of continuing the conversation, if you require further clarification on the same or new topics.

Ask Daisy

No quiz on this page

Give feedback

Virtual Tutor

Tell me how the content on this page can be applied in practice to my role, as a teaching assistant

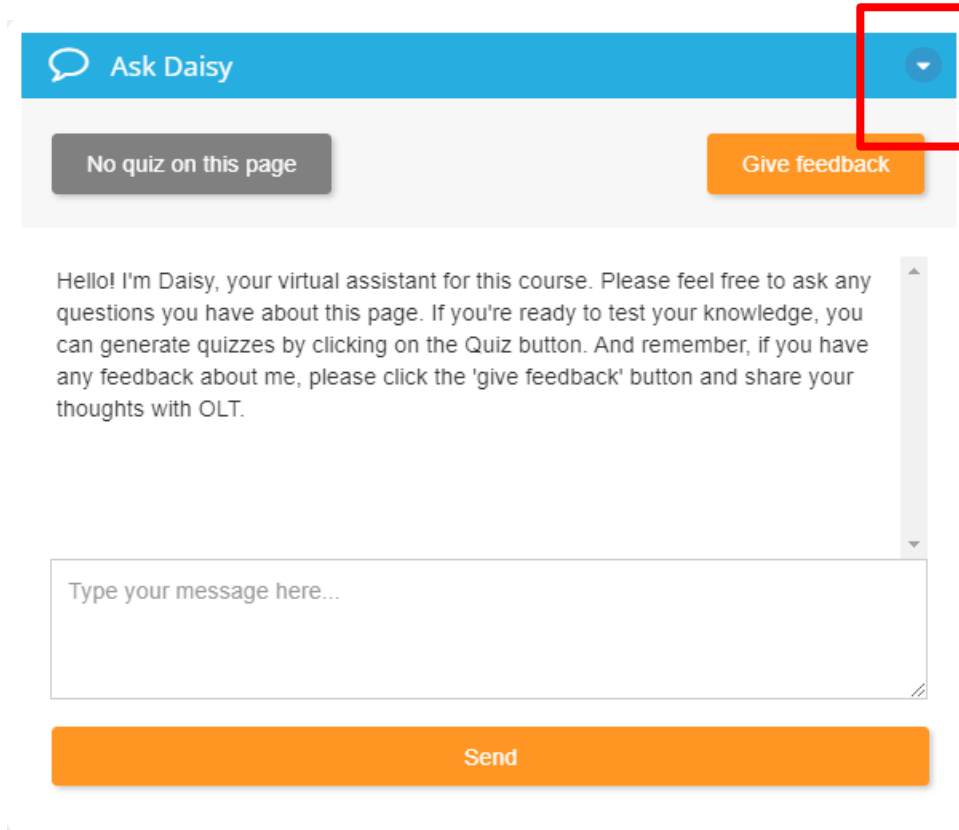
Siobhan Duvigneau

As a teaching assistant, understanding the content on this page can greatly support you in your role of assisting the teacher and providing support to students. Here's how you can apply the knowledge gained from this page in your practice: 1. Support for students with autism: With an understanding of autism spectrum disorder and its characteristics, you can provide targeted support to students

Type your message here...

Send

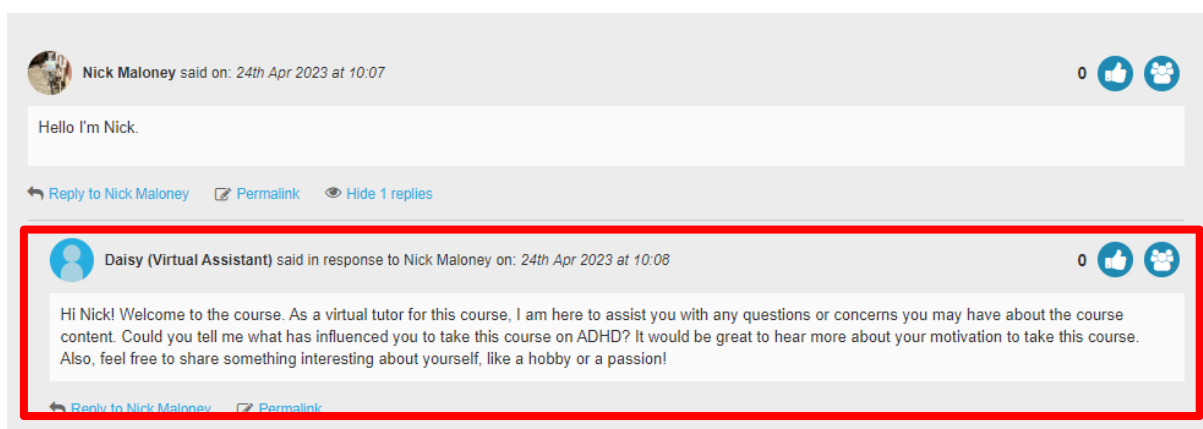
6. Click the down arrow to close Daisy's chat function and return to the course page.



Daisy (VA) in the forums

Daisy's objective is to enhance the learning experience in both national and course forums by encouraging participation and engaging with comments.

1. If your tutor has enabled this feature, Daisy (Virtual Assistant) will automatically and promptly respond to your post within 30 seconds.

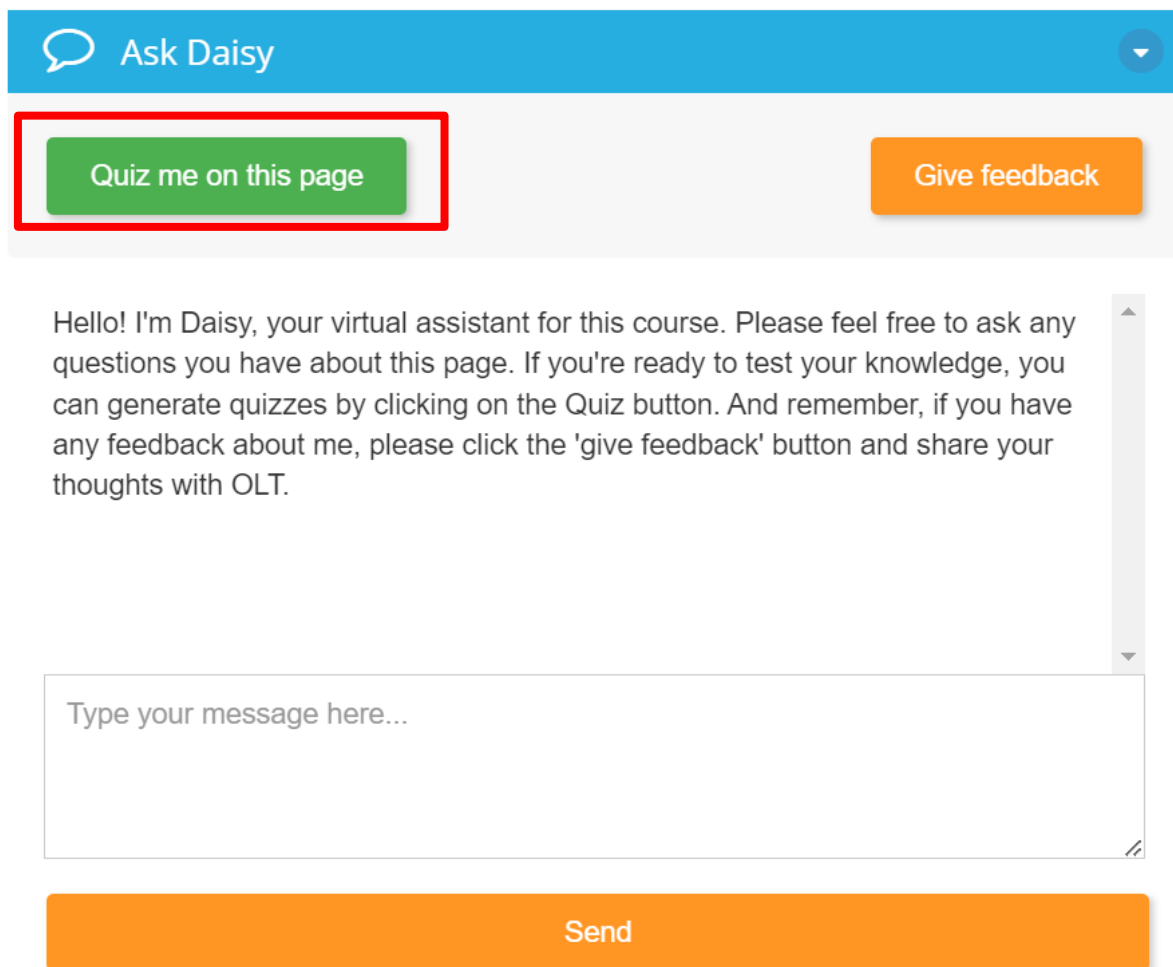


2. If you reply to her comment, she will continue to engage in the conversation and provide further responses.
3. Like Daisy's comment if you think it is helpful.

Knowledge testing quizzes

Daisy can generate quizzes on specific course pages. This feature enriches the learning experience by helping you test your knowledge retention while progressing through the course.

1. Open Daisy (VA) by clicking on the orange 'Ask Daisy' button, located bottom right of the screen
2. If a quiz is available on the current page, you will see a green button labelled 'Quiz me on this page'.



The screenshot shows the Daisy virtual assistant interface. At the top, there is a blue header with a speech bubble icon and the text 'Ask Daisy'. Below this, there are two buttons: a green button labeled 'Quiz me on this page' which is highlighted with a red rectangular box, and an orange button labeled 'Give feedback'. Below the buttons, there is a text area with the following message: 'Hello! I'm Daisy, your virtual assistant for this course. Please feel free to ask any questions you have about this page. If you're ready to test your knowledge, you can generate quizzes by clicking on the Quiz button. And remember, if you have any feedback about me, please click the 'give feedback' button and share your thoughts with OLT.' Below the text area is a text input field with the placeholder text 'Type your message here...' and an orange 'Send' button.

3. Click this button and Daisy will generate a 4-question quiz and anticipate a text-based response from you!
4. If there isn't a quiz available, the button label will display the message 'No quiz on this page'

Ask Daisy

No quiz on this page

Give feedback

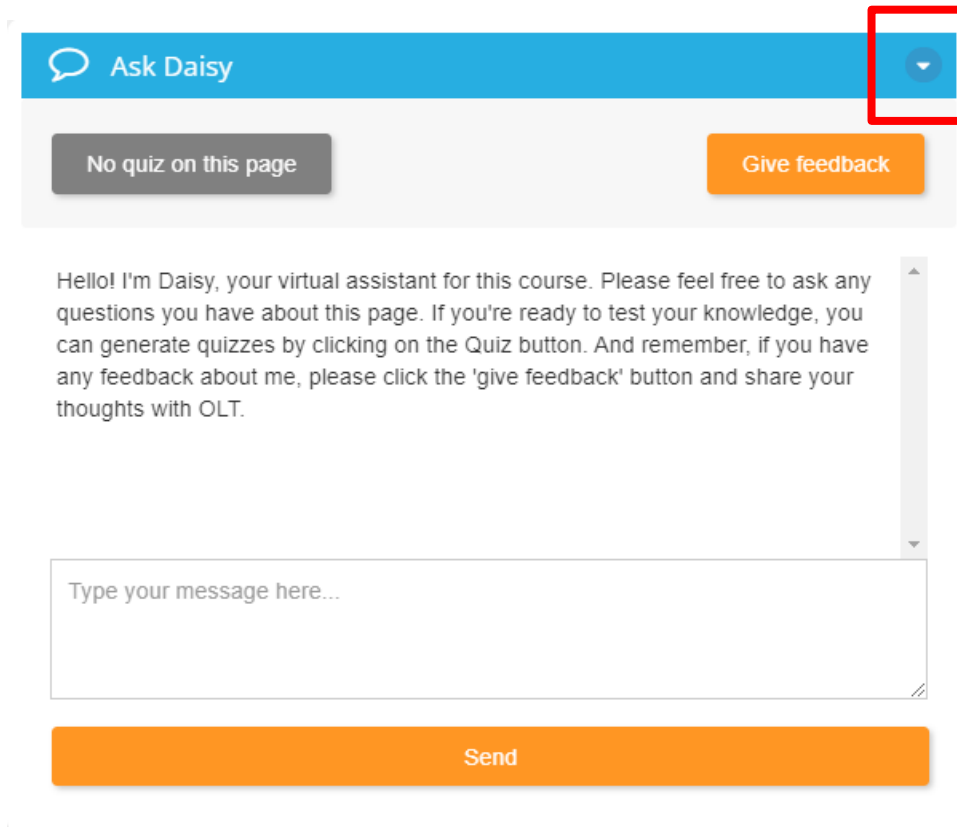
Hello! I'm Daisy, your virtual assistant for this course. Please feel free to ask any questions you have about this page. If you're ready to test your knowledge, you can generate quizzes by clicking on the Quiz button. And remember, if you have any feedback about me, please click the 'give feedback' button and share your thoughts with OLT.

Type your message here...

Send

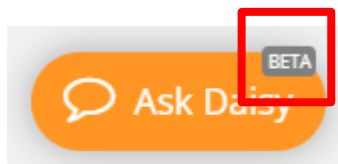
Turning Daisy (VA) off

1. Daisy (VA) is only activated when you open her chat pane.
2. Click the down arrow to close Daisy's chat pane and return to the course page.



Providing Feedback

1. We are introducing Daisy as a beta learning resource. which indicates that she might occasionally make errors.



2. If you come across any issues, you can provide OLT with feedback by using the 'Give feedback' option.

Ask Daisy

No quiz on this page

Give feedback

Hello! I'm Daisy, your virtual assistant for this course. Please feel free to ask any questions you have about this page. If you're ready to test your knowledge, you can generate quizzes by clicking on the Quiz button. And remember, if you have any feedback about me, please click the 'give feedback' button and share your thoughts with OLT.

Type your message here...

Send

3. Your comments will help assist us in refining Daisy, enabling her to fulfil her intended purpose effectively.